

MAX CLIMBER 1000 MATERIAL/TRANSPORT PLATFORM HOIST

For more than 25 years, *Beta Max* has provided safe, reliable material and passenger lifting solutions to the construction, maintenance and restoration industries.

Beta Max now introduces the *Max Climber 1000* Material Hoist / Transport Platform system which is the perfect hoist for any project where lifting general building materials is required or for projects which include:

**MASONRY
RESTORATION &
RENOVATION
GLAZING
SCAFFOLDING**

Product Features & Benefits:

- Complete single phase operation
- Tandem rollers for better load distribution
- Heavy duty galvanized mast sections
- Side loading basket
- Unique open/close system for unloading ramp
- Side fencing on unloading ramp for worker safety
- Easy access to electrical panels for maintenance
- Heavy gauge aluminum loading ramps & rugged basket floor
- Certified safety brake system
- Drop test facility with remote pendant
- Integrated installation platform on board material basket
- Roof enclosure to ensure worker safety (Optional)

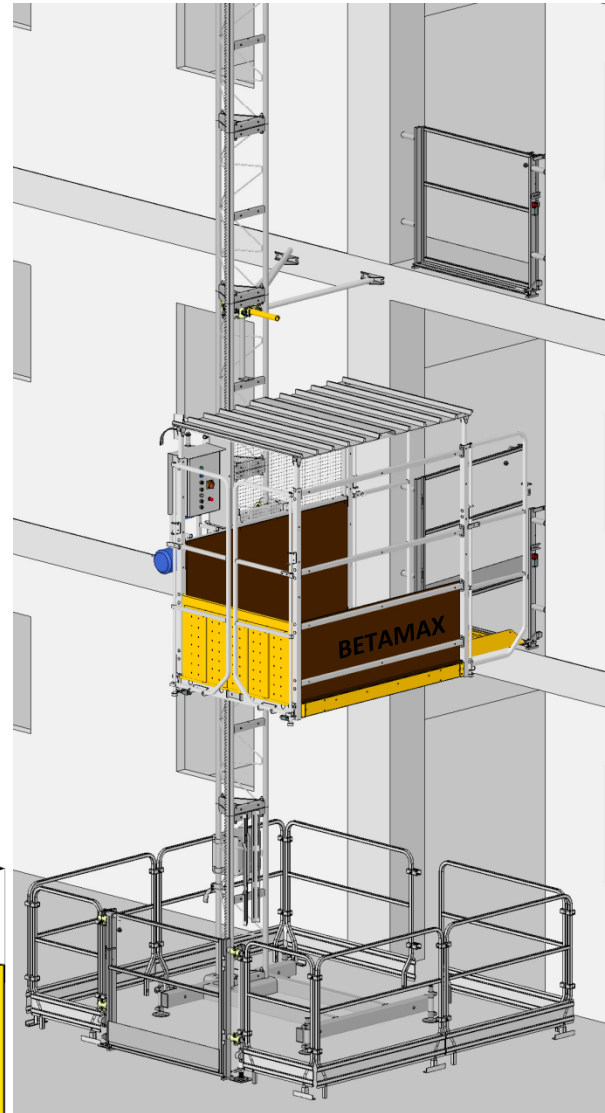
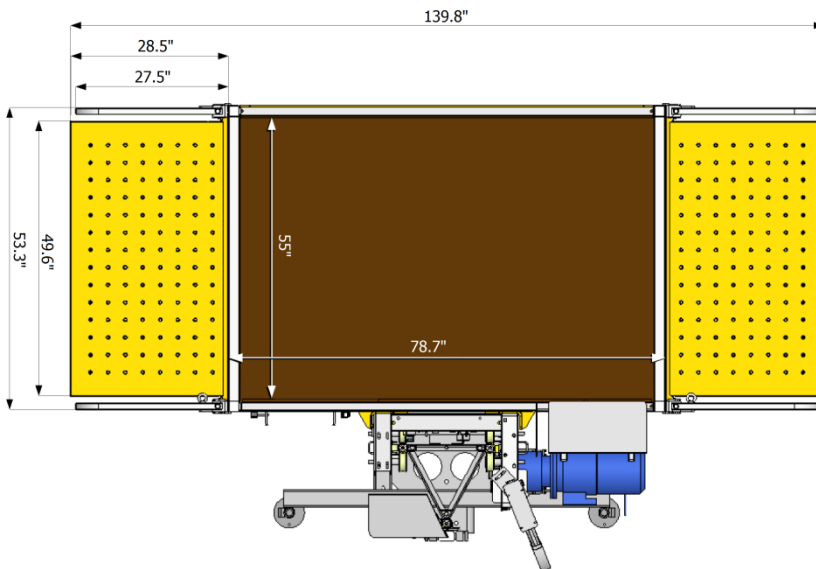
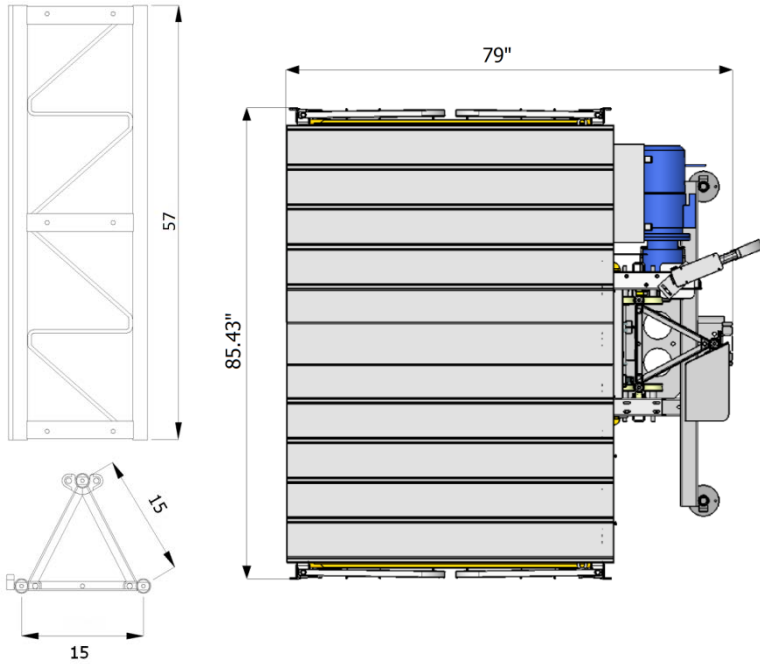
MAX CLIMBER 1000
MATERIAL HOIST / TRANSPORT PLATFORM



MAX CLIMBER 1000 HOIST SPECIFICATIONS



Max Capacity.....	1000lbs.
Basket Dimensions.....	55" x 78.7"
Anchoring Distance.....	every 20ft.
Operating Speed.....	35 fpm
Power Requirements.....	220v/1 Phase
Mast Sections.....	115lbs



The platform is equipped with loading & unloading ramps.
Above left, the loading ramp is shown fitted on the front vs. the end. On the right, the hoist is pictured with an integrated installation platform.
Above right the unloading ramp and safety bar is shown.

All Beta Max Hoist Systems meet or exceed ANSI & OSHA specifications.

